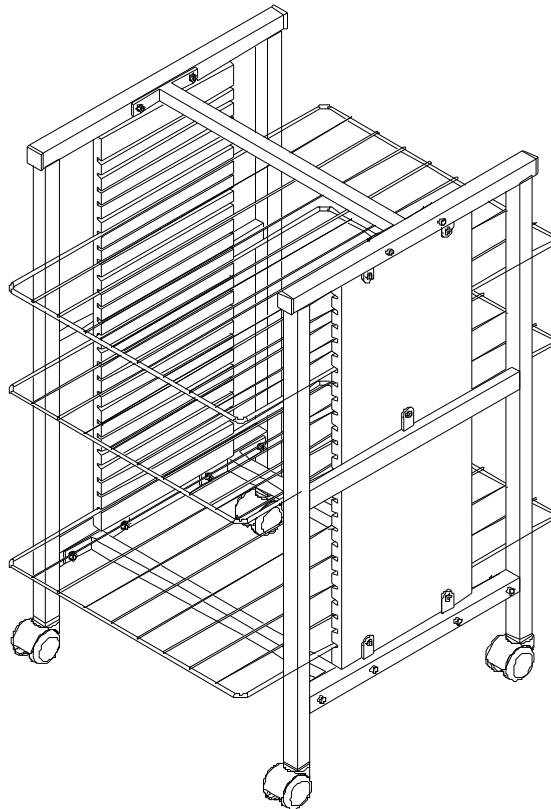


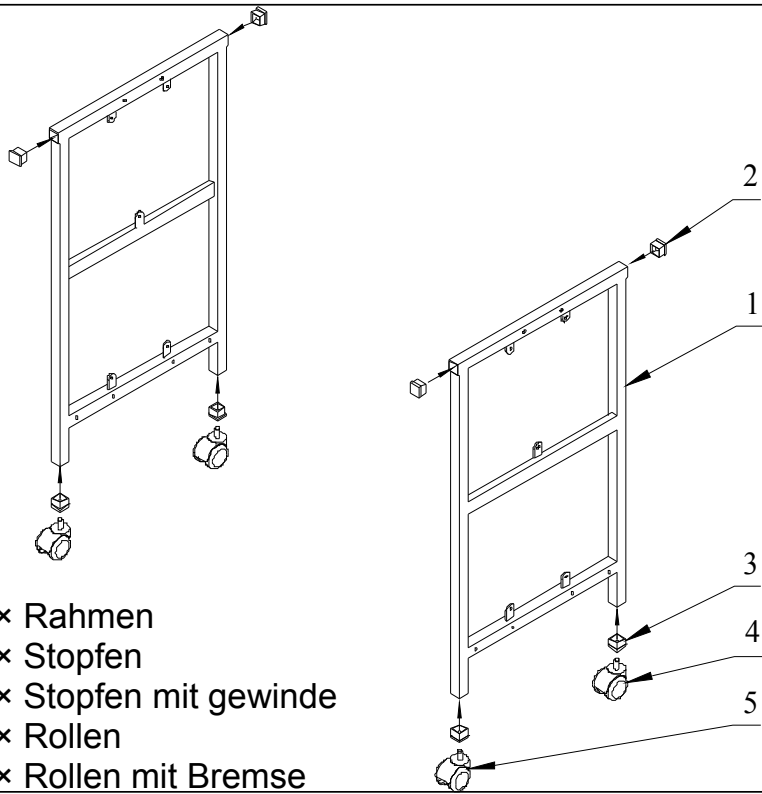
# Montageschema Trocknungswagen A2:



## Inhalt:

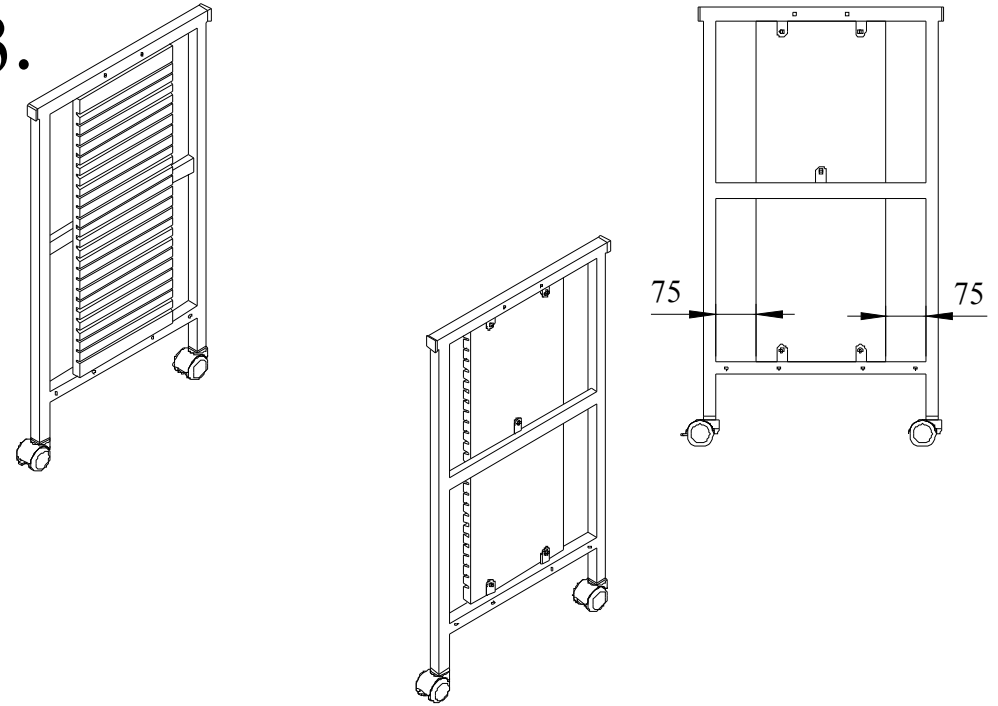
1. Rahmen	2 Stck
2. Platte	2 Stck
3. Holzschraube $\varnothing 5 \times 16$ mm	10 Stck
4. Stopfen	4 Stck
5. Stopfen mit Gewinde	4 Stck
6. Rollen	2 Stck
7. Rollen mit Bremse	2 Stck
8. Strebe für A2 (455 mm)	3 Stck
9. Schraube M6 $\times$ 35 mm	12 Stck
10. Scheiben $\varnothing 6,4$ mm	12 Stck
11. Sicherheitsmutter M6	12 Stck
12. Roste A2 (610 $\times$ 450 mm)	15 oder 25 Stck
13. Inbusschlüssel	1 Stck

1.

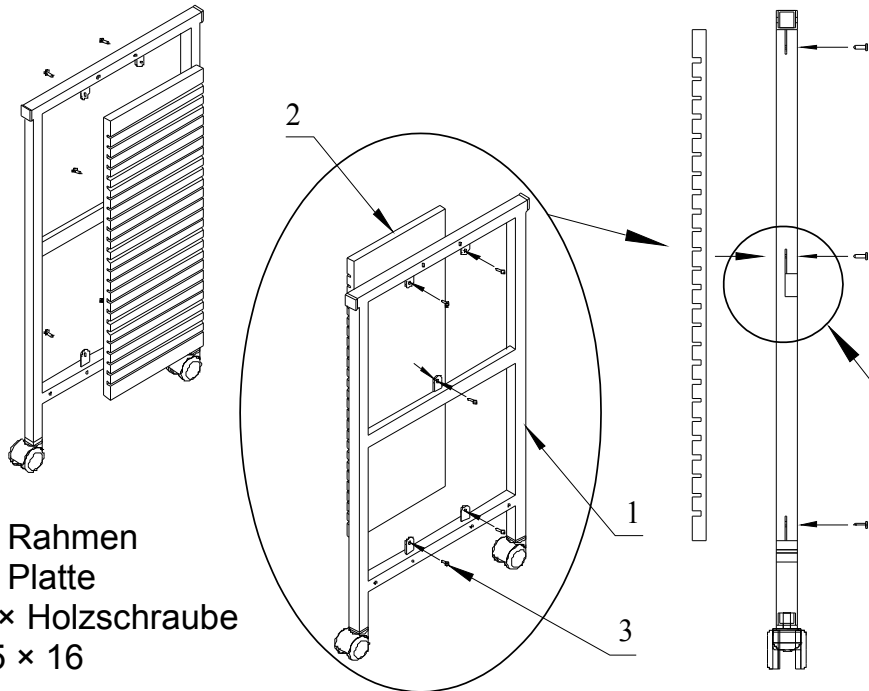


- 1) 2× Rahmen
- 2) 4× Stopfen
- 3) 4× Stopfen mit gewinde
- 4) 2× Rollen
- 5) 2× Rollen mit Bremse

3.

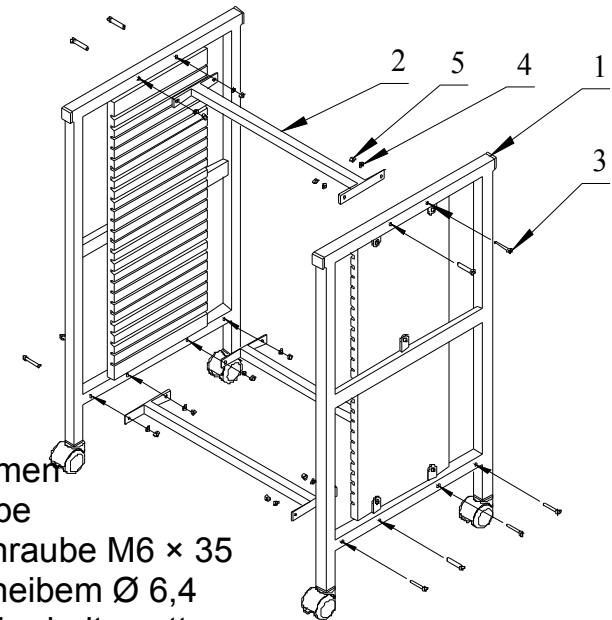


2.



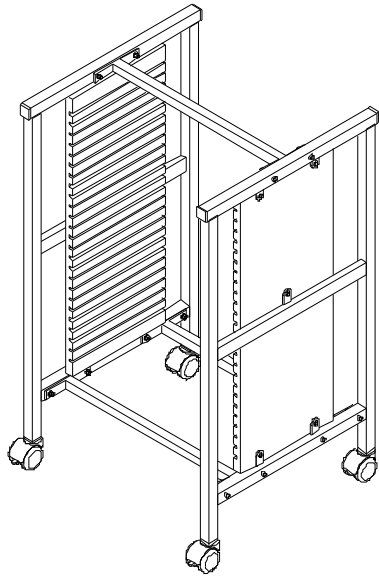
- 1) 2× Rahmen
- 2) 2× Platte
- 3) 10× Holzschraube  
Ø 5 × 16

4.

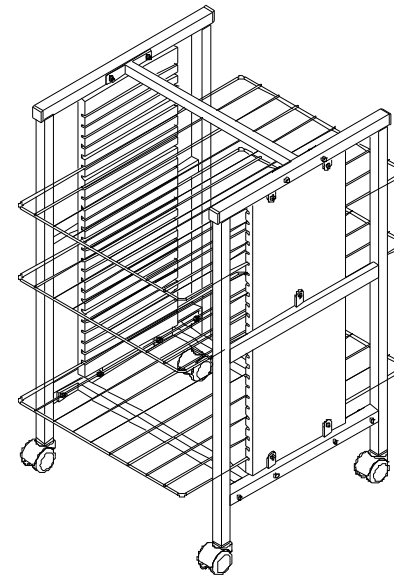


- 1) 2× Rahmen
- 2) 3× Strebe
- 3) 12× Schraube M6 × 35
- 4) 12× Scheibem Ø 6,4
- 5) 12× Sicherhutmutter

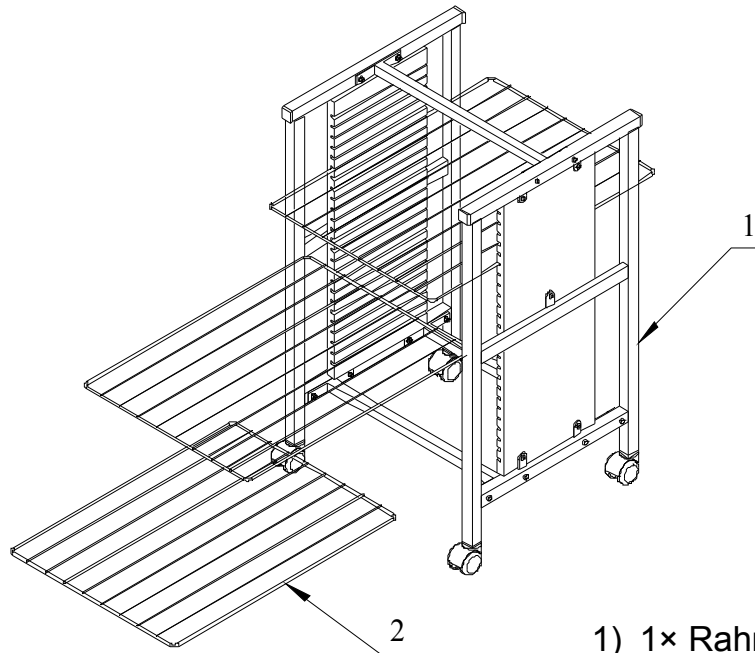
5.



7.



6.



- 1) 1x Rahmen
- 2) 15 oder 25x Roste

8.

